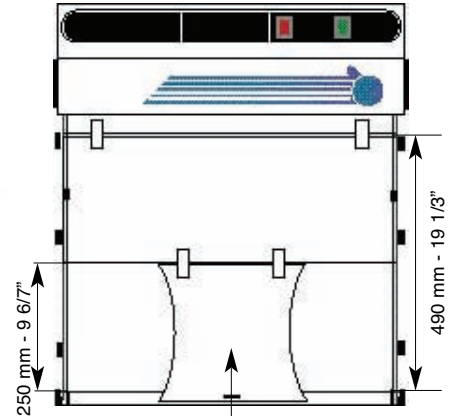
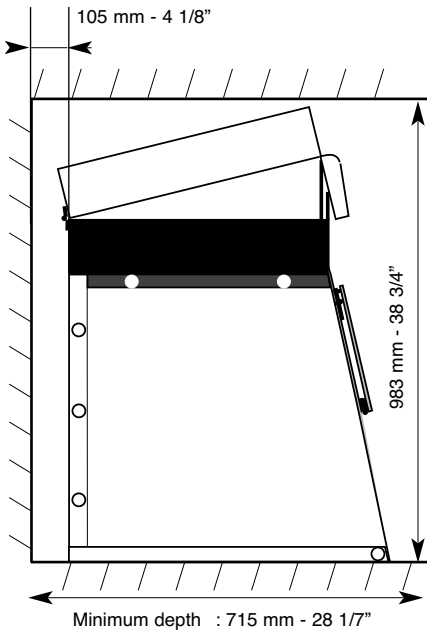
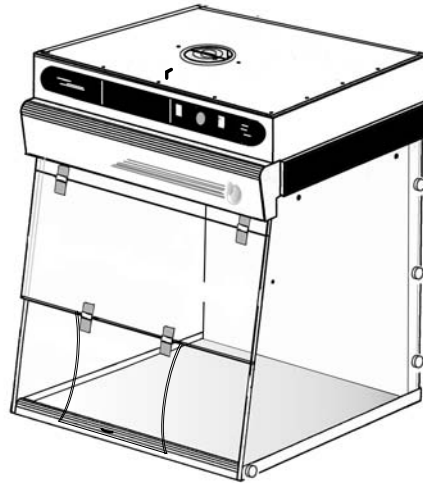


captair® flow



Protective shield :
165 x 250 mm
6 1/2" x 9 6/7"

DIMENSIONS	Width	Depth	Height
mm - <i>in</i>			
INTERNAL	608- 24"	565- 22 1/4"	560 - 22"
EXTERNAL	645 - 25 2/5"	600 - 23 5/8"	830 - 32 3/4"

Specifications	captair® flow
Filter type	H 14 HEPA Filter (99,995 % for 0,3 µm)
Average face velocity	0.50 m/s - 104 fpm
Internal volume of the enclosure	0.2 m ³ - 7 ft ³
Total power consumption	73 Watts
Maximum Amperage absorbed	0.32 A - 0.68 A
Voltage / Frequency	230/50 V / Hz
Blower	1 turbine type
Sound level	55 dB(A)
Shipping weight	47 kg - 103.6 lbs
Fan Failure (monitors the ventilation system)	standard equipment
Air Velometer (controls the air velocity)	standard equipment
Work surface	standard equipment
Electric outlet at the rear of the filter housing	standard equipment
Lighting (1x 11W)	option n°5S
Clear back panel	option E
MOBICAP rolling cart	Option Mobicap 700